




Southwire™

BX, FLEX & MC

CATALOG



**[BUILT FOR DURABILITY.
BUILT FOR RELIABILITY.
BUILT FOR WORK.™]**

SOUTHWIRE.COM

BX, FLEX AND MC FITTINGS

Southwire's expanding line of BX, Flex and MC fittings include, labor saving Snap in Connectors, Straight and 90° Flex connectors, along with combination couplings and bushings designed for every application.

Snap-In MC Cable Connectors

Zinc Straight and 90° Squeeze Connectors

Zinc Straight and 90° Squeeze Connectors

Steel Flexible Conduit

Aluminum Flexible Conduit

Top-Bite Saddle Connectors

Combination Couplings

Duplex Saddle Connectors

Anti Short Bushings



SNAP-IN MC CABLE CONNECTORS

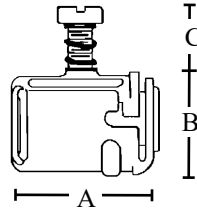
SET SCREW TYPE WITH INSULATED THROAT



AMC1



AMC12



FEATURES

- No locknut required
- Single-unit or duplex construction with captive clamp

APPLICATIONS

- Use to join sheathed cable into outlet boxes or enclosures

STANDARD MATERIAL

- Steel

STANDARD FINISH

- Zinc plated

CERTIFICATIONS

- UL Standard: UL 514B
- Fed. Spec: W-F-406E

PART #	KO	INNER QTY.	MASTER QTY.	WEIGHT/ CASE (LBS.)	A	B	C
AMC1	1/2"	50	500	38	1.39"	.844"	.846"
AMC2	3/4"	25	250	48	1.63"	1.88"	.522"
AMC12	1/2"	25	250	14	1.52"	.916"	.868"

PART #	KO SIZE	SIZE	CABLE TYPE	CABLE SIZE	OPENING MAX.	OPENING MIN.	WIRE BUNDLE DIAMETER MIN.	WIRE BUNDLE DIAMETER MAX.
AMC1	1/2"	MC-38S	AC STEEL	14-2 - 10-3	0.565"	0.475"	0.210"	0.330"
			AC STEEL HCF	14-2 - 10-3	0.565"	0.475"	0.220"	0.360"
			AC ALUMINUM	14-2 - 10-3	0.610"	0.464"	0.210"	0.330"
			AC ALUM HCF	14-2 - 10-3	0.610"	0.464"	0.220"	0.360"
			MCI STEEL	14-2 - 10-3	0.565"	0.455"	0.220"	0.360"
			MCI ALUMINUM	14-2 - 10-3	0.600"	0.455"	0.220"	0.360"
			MCI-A	14-2 - 10-3	0.510"	0.385"	0.220"	0.345"
			MCI-A HCF	14-2 - 10-3	0.510"	0.385"	0.240"	0.430"
			MC-PCS STEEL	12/2 - 12/3	0.610"	0.529"	0.360"	0.380"
			MC-PCS ALUMINUM	12/2 - 12/3	0.610"	0.529"	0.360"	0.380"
			FLEX CONDUIT	3/8"	0.610"	0.560"	---	---
AMC2	3/4"	MC-75S	AC STEEL	10-3 - 6-3	0.850"	0.545"	0.330"	0.500"
			AC STEEL HCF	10-3 - 6-3	0.850"	0.545"	0.360"	0.550"
			AC ALUMINUM	10-3 - 6-3	0.835"	0.600"	0.330"	0.500"
			AC ALUM HCF	10-3 - 6-3	0.835"	0.600"	0.360"	0.550"
			MCI STEEL	10-3 - 6-3	0.850"	0.550"	0.360"	0.550"
			MCI ALUMINUM	10-3 - 6-3	0.850"	0.580"	0.360"	0.550"
			MCI-A	8-3 - 6-3	0.785"	0.675"	0.460"	0.570"
			MCI-A HCF	8-3 - 6-3	0.785"	0.675"	0.510"	0.620"
			MC-PCS STEEL	8-3 - 6-3	0.679"	0.529"	0.510"	0.620"
			MC-PCS ALUMINUM	8-3 - 6-3	0.679"	0.529"	0.510"	0.620"
			FLEX CONDUIT	1/2"	0.920"	0.860"	---	---
AMC12*	1/2"	DMC-38S	AC STEEL	14-2 - 10-3	0.565"	0.475"	0.210"	0.330"
			AC STEEL HCF	14-2 - 10-3	0.565"	0.475"	0.220"	0.360"
			AC ALUMINUM	14-2 - 10-3	0.610"	0.464"	0.210"	0.330"
			AC ALUM HCF	14-2 - 10-3	0.610"	0.464"	0.220"	0.360"
			MCI STEEL	14-2 - 10-3	0.565"	0.455"	0.220"	0.360"
			MCI ALUMINUM	14-2 - 10-3	0.600"	0.455"	0.220"	0.360"
			MCI-A	14-2 - 10-3	0.510"	0.385"	0.220"	0.345"
			MCI-A HCF	14-2 - 10-3	0.510"	0.385"	0.240"	0.430"
			MC-PCS STEEL	12/2 - 12/3	0.610"	0.529"	0.360"	0.380"
			MC-PCS ALUMINUM	12/2 - 12/3	0.610"	0.529"	0.360"	0.380"
			FLEX CONDUIT	3/8"	0.610"	0.560"	---	---

*Accepts 2 cables of each size listed.

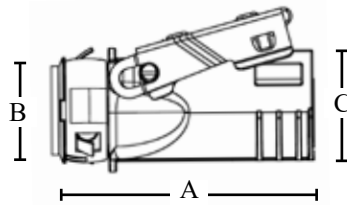
BX, FLEX AND MC FITTINGS

DUPLEX CONNECTOR

DOUBLE SNAP LOCK



350DSP



PART #	SIZE	INNER QTY.	MASTER QTY.	WEIGHT/ CASE (LBS.)	A	B	C
350DSP	3/8"	50	250	56	1.46"	1.03"	1.129"

FEATURES

- Provides significant labor savings when installing metal clad or armored cable to steel boxes or enclosures
- No tools are required when assembling to the cable or box
- The anti-short bushing is pre-assembled and will not fall out during transit or installation
- The double snap lock BX connector can easily be removed without tools

APPLICATIONS

- Fits 1/2" knockout

STANDARD MATERIAL

- Zinc die cast
- Spring steel
- Polycarbonate bushing

CERTIFICATIONS

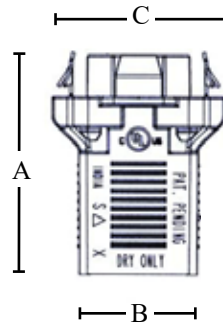
- cULus

BX CONNECTOR

DOUBLE SNAP LOCK



130DSP



PART #	SIZE	INNER QTY.	MASTER QTY.	WEIGHT/ CASE (LBS.)	A	B	C
130DSP	3/8"	50	200	10	1.46"	1.03"	1.12"

FEATURES

- Provides significant labor savings when installing metal clad or armored cable to steel boxes or enclosures
- No tools are required when assembling to the cable or box
- The anti-short bushing is pre-assembled and will not fall out during transit or installation
- The double snap lock BX connector can easily be removed without tools and is reusable

APPLICATIONS

- Fits 1/2" knockout

STANDARD MATERIAL

- Zinc die cast
- Spring steel
- Polycarbonate bushing

CERTIFICATIONS

- cULus

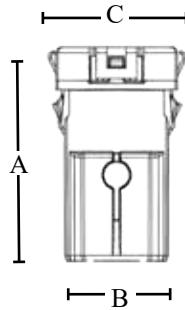
BX, FLEX AND MC FITTINGS

BX CONNECTOR

CUT-IN SNAP LOCK



130CSL



PART #	SIZE	INNER QTY.	MASTER QTY.	WEIGHT/ CASE (LBS.)	A	B	C
130CSL	3/8"	50	500	31	1.53"	.98"	1.10"

FEATURES

- Provides significant labor savings when installing metal clad or armored cable in old work (cut-in) electrical box installations
- No tools are required when assembling to the cable or box
- The anti-short bushing is pre-assembled and will not fall out during transit or installation
- The Cut-in Snap Lock BX connector can easily be removed without tools and is reusable

APPLICATIONS

- Fits 1/2" knockout

STANDARD MATERIAL

- Zinc die cast
- Spring steel
- Polycarbonate bushing

TECHNICAL INFO

- Fits 1/2" knockout
- AL and steel AC 14-2 to 10-3
- AL and steel MC/MCI-A/HCF 14-2 to 10-3
- AL and steel 3/8" RWFMC

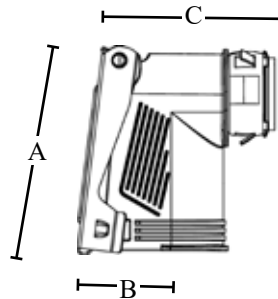
CERTIFICATIONS

- cULus

DOUBLE SNAP LOCK 90°



100DSP



PART #	SIZE	INNER QTY.	MASTER QTY.	WEIGHT/ CASE (LBS.)	A	B	C
100DSP	3/8"	25	250	19	1.36"	.972"	1.72"
101DSP	1/2"	25	200	22	1.66"	1.23"	2.05"

FEATURES

- Provides significant labor savings when installing metal clad or armored cable to steel boxes or enclosures
- No tools are required when assembling to the cable or box
- The anti-short bushing is pre-assembled and will not fall out during transit or installation
- The double snap lock BX connector can easily be removed without tools

APPLICATIONS

- Fits 1/2" knockout

STANDARD MATERIAL

- Zinc die cast
- Spring steel
- Polycarbonate bushing

TECHNICAL INFO

- Fits 1/2" knockout
- AL and steel AC 14-2 to 10-3
- AL and steel MC/MCI-A/HCF 14-2 to 10-3
- AL and steel 3/8" RWFMC

CERTIFICATIONS

- cULus

BX CONNECTOR

SCREW-ON, SNAP IN - ZINC DIE CAST/STEEL



SNLK-38



SCREW IN



SNAP ON!



FEATURES

- Fittings screw in to the internal threads of flexible metal conduits
- Unique patented design has built-in locking ridges and spring steel pressure clips that eliminate the need to use standard lock nuts on the inside of boxes to secure conduit fittings
- Snap into 1/2" knockout
- Smooth inner throat surface

APPLICATIONS

- Snap in, quick connectors are used to connect flexible metal conduits to boxes, enclosures, lighting fixtures and other appliances
- Fittings may be installed without removing box covers or light-fixture canopies

STANDARD MATERIAL

- Steel

STANDARD FINISH

- Zinc die cast

CERTIFICATIONS

- UL Listed

PART #	FLEX CONDUIT SIZE	DESCRIPTION	MASTER QTY.
SNLK-38	3/8"	SCREWS INTO INTERNAL THREADS OF 3/8" FLEXIBLE METAL CONDUIT	25
SNLK-50	1/2"	SCREWS INTO INTERNAL THREADS OF 1/2" FLEXIBLE METAL CONDUIT	25

SNAP-IN CONNECTOR

SADDLE TYPE - ZINC DIE CAST/STEEL



SNLK-38SD



SET SCREW



SNAP ON!



FEATURES

- Clamp saddle on to the external ridges of flexible metal conduits with one screw
- Unique patented design has built-in locking ridges and spring steel pressure clips that eliminate the need to use standard lock nuts on the inside of boxes to secure conduit fittings
- Quick snap into 1/2" knockout
- Smooth inner throat surface

APPLICATIONS

- Snap in, quick connectors are used to connect flexible metal conduits to boxes, enclosures, lighting fixtures and other appliances.
- Fittings may be installed without removing box covers or light-fixture canopies

STANDARD MATERIAL

- Steel

STANDARD FINISH

- Zinc die cast

CERTIFICATIONS

- UL Listed

PART #	FLEX CONDUIT SIZE	DESCRIPTION	MASTER QTY.
SNLK-38SD	3/8"	CLAMPS SADDLE ON TO THE EXTERNAL RIDGES OF FLEXIBLE METAL CONDUITS WITH ONE SCREW	25

BX, FLEX AND MC FITTINGS

SNAP-IN CONNECTOR

SET SCREW TYPE - ZINC DIE CAST/STEEL



SNLK-38SDSS



SET SCREW



SNAP ON!



FEATURES

- One set-screw that bites on ridges of flexible metal conduits to connect
- Unique patented design has built-in locking ridges and spring steel pressure clips that eliminate the need to use standard lock nuts on the inside of boxes to secure conduit fittings
- Quick snap into 1/2" knockout
- Smooth inner throat surface

APPLICATIONS

- Snap in, quick connectors are used to connect flexible metal conduits to boxes, enclosures, lighting fixtures and other appliances
- Fittings may be installed without removing box covers or light-fixture canopies

STANDARD MATERIAL

- Steel

STANDARD FINISH

- Zinc die cast

CERTIFICATIONS

- UL Listed

PART #	FLEX CONDUIT SIZE	DESCRIPTION	MASTER QTY.
SNLK-38SDSS	3/8"	ONE SET SCREW BITES ON RIDGES OF FLEXIBLE METAL CONDUITS	25

DUPLEX SNAP-IN CONNECTOR

SET SCREW TYPE - ZINC DIE CAST/STEEL



SNLK-38DU



FEATURES

- Set-screw and saddle combine to securely fasten multiple conductors quickly
- Unique patented design has built-in locking ridges and spring steel pressure clips that eliminate the need to use standard lock nuts on the inside of boxes to secure conduit fittings
- Quick snap into 1/2" knockout
- Smooth inner throat surface

APPLICATIONS

- Snap in, quick connectors are used to connect two flexible metal conduits into a box, enclosure, lighting fixtures and other appliances
- Fittings may be installed without removing box covers or light-fixture canopies

STANDARD MATERIAL

- Steel

STANDARD FINISH

- Zinc die cast

CERTIFICATIONS

- UL Listed

PART #	FLEX CONDUIT SIZE	DESCRIPTION	MASTER QTY.
SNLK-38DU	3/8"	SADDLE TYPE CLAMP	25

90° SNAP-IN SQUEEZE CONNECTORS

ZINC DIE CAST/STEEL



SNLK-3890



PART #	FLEX CONDUIT SIZE	MASTER QTY.
SNLK-3890	3/8"	25
SNLK-5090	1/2"	25



FEATURES

- One set-screw that bites on ridges of flexible metal conduits to connect
- Unique patented design has built-in locking ridges and spring steel pressure clips that eliminate the need to use standard lock nuts on the inside of boxes to secure conduit fittings
- Quick snap into 1/2" knockout
- Smooth inner throat surface

APPLICATIONS

- Snap in, quick connectors are used to connect flexible metal conduits to boxes, enclosures, lighting fixtures and other appliances
- Fittings may be installed without removing box covers or light-fixture canopies

STANDARD MATERIAL

- Steel

STANDARD FINISH

- Zinc die cast

CERTIFICATIONS

- UL Listed

BX, FLEX AND MC FITTINGS

TOP-BITE SADDLE TYPE CONNECTORS

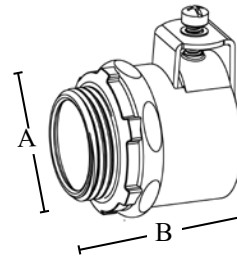
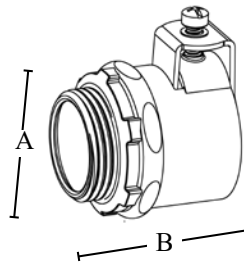
WITH INSULATED THROAT



631TBS



634TBS



FEATURES

- Dual gripping saddle clamps
- Saddle clamps ride up and down on screw for ease of installation
- Tri combo head screw

APPLICATIONS

- To connect Flex, AC, and MC cables to a box or enclosure

STANDARD MATERIAL

- 3/8" - 1" steel,
- 1-1/4" - 4" malleable iron
- Steel locknuts

STANDARD FINISH

- Zinc plated

CERTIFICATIONS

- cULus



PART #	SIZE	KO	INNER QTY.	MASTER QTY.	WEIGHT/CASE (LBS.)	A	B
630TBS*	3/8"	1/2"	25	100	10	1.27"	1.64"
631TBS*	1/2"	1/2"	25	100	15	1.27"	1.64"
632TBS*	3/4"	3/4"	10	50	9	1.46"	1.64"
633TBS*	1"	1"	5	25	9	1.80"	1.78"
634TBS	1-1/4"	1-1/4"	5	25	14	2.24"	1.85"
635TBS	1-1/2"	1-1/2"	2	10	8	2.68"	2.40"
636TBS	2"	2"	---	5	5	3.25"	2.58"
637TBS	2-1/2"	2-1/2"	---	4	6	3.94"	2.93"
638TBS	3"	3"	---	5	11	4.53"	3.05"
639TBS	3-1/2"	3-1/2"	---	1	3	5.20"	3.82"
640TBS	4"	4"	---	1	3	5.91"	4.27"

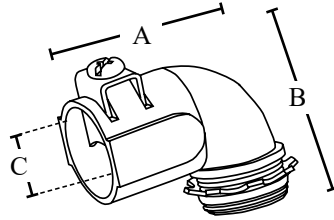
*UL listed for MCAP/MCI-A & MCI-A HCF cables

TOP-BITE SADDLE TYPE CONNECTORS

90° WITH INSULATED THROAT



490TBS



FEATURES

- With insulated throat
- Male hub threads - NPSM
- One piece malleable construction affording extra strength
- Dual gripping saddle clamps
- Saddle clamps ride up and down on screw for ease of installation
- Tri combo head screw

APPLICATIONS

- To connect Flex, AC, and MC cables to a box or enclosure

STANDARD MATERIAL

- Malleable iron
- Steel locknuts
- Steel clamps

STANDARD FINISH

- Zinc plated

CERTIFICATIONS

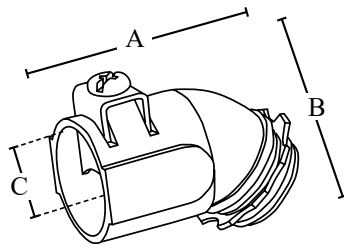
- cULus

PART #	SIZE	KO	INNER QTY.	MASTER QTY.	WEIGHT/ CASE (LBS.)	OPENING MIN.	CABLE MAX.	A	B	C
490TBS	3/8"	1/2"	50	300	54	.437"	.656"	1.75"	2.06"	1"
491TBS	1/2"	1/2"	25	150	43	.75"	.937"	2.13"	2.26"	1.25"
492TBS	3/4"	3/4"	20	120	43	.906"	1.13"	2.50"	2.50"	1.38"
493TBS	1"	1"	5	60	34	1.25"	1.47"	2.81"	2.88"	1.69"

45° WITH INSULATED THROAT



230TBS



FEATURES

- With insulated throat
- Male hub threads - NPSM
- One piece malleable construction affording extra strength
- Dual gripping saddle clamps
- Saddle clamps ride up and down on screw for ease of installation
- Tri combo head screw

APPLICATIONS

- To connect Flex, AC, and MC cables to a box or enclosure

STANDARD MATERIAL

- Malleable iron
- Steel locknuts
- Steel clamps

STANDARD FINISH

- Zinc plated

CERTIFICATIONS

- cULus

PART #	SIZE	KO	INNER QTY.	MASTER QTY.	WEIGHT/ CASE (LBS.)	OPENING MIN.	CABLE MAX.	A	B	C
230TBS	3/8"	1/2"	50	300	46	.437"	.656"	1.81"	1.75"	.94"
231TBS	1/2"	1/2"	25	150	39	.75"	.937"	2.13"	2.13"	1.25"
232TBS	3/4"	3/4"	20	120	38	.906"	1.125"	2.38"	2.31"	1.44"

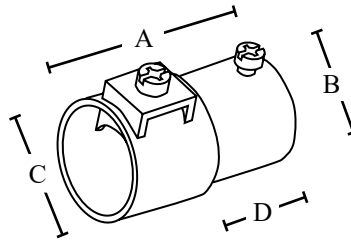
BX, FLEX AND MC FITTINGS

TOP-BITE COMBINATION COUPLINGS

EMT SET SCREW TYPE TO FLEX



420TBS



FEATURES

- Set screw type
- One piece tubular construction affording extra strength
- Dual gripping saddle clamps
- Saddle clamps ride up and down on screw for ease of installation
- Tri combo head screw

APPLICATIONS

- To connect Flex, AC, and MC cables to EMT conduit

STANDARD MATERIAL

- Steel

STANDARD FINISH

- Zinc plated

CERTIFICATIONS

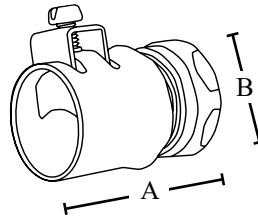
- cULus

PART #	SIZE	INNER QTY.	MASTER QTY.	WEIGHT/ CASE (LBS.)	A	B	C	D
420TBS	3/8"	50	250	21	1.563"	.875"	.75"	.625"
421TBS	1/2"	25	125	17	2"	.875"	1.062"	.625"
422TBS	3/4"	20	100	18	2.125"	1.125"	1.25"	.8125"

EMT COMPRESSION TYPE TO FLEX



430TBS



FEATURES

- Compression type
- One piece tubular construction affording extra strength
- Dual gripping saddle clamps
- Saddle clamps ride up and down on screw for ease of installation
- Tri combo head screw

APPLICATIONS

- To connect Flex, AC, and MC cables to EMT conduit

STANDARD MATERIAL

- Steel

STANDARD FINISH

- Zinc plated

CERTIFICATIONS

- cULus

PART #	SIZE	INNER QTY.	MASTER QTY.	WEIGHT/ CASE (LBS.)	CABLE OPENING		A	B
					MIN.	MAX.		
430TBS	3/8"	25	125	17	.28"	.64"	1.375"	1.25"
431TBS	1/2"	25	125	22	.635"	.93"	1.563"	1.25"
432TBS	3/4"	20	100	20	.81"	1.125"	1.563"	1.438"

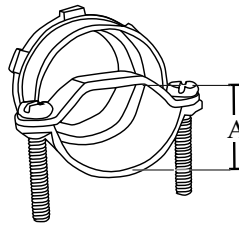
BX, FLEX AND MC FITTINGS

TAKE ALL CONNECTORS

MC, AC, NM, ROUND SE



TA50



PART #	SIZE	INNER QTY.	MASTER QTY.	WEIGHT/ CASE (LBS.)	CABLE DIAMETER A (MIN. – MAX.)
TA50	1/2"	25	250	18	.68" – .85"
TA75	3/4"	20	200	20	.94" – 1.08"
TA100	1"	10	100	14	1.15" – 1.25"
TA125	1-1/4"	10	100	21	1.34" – 1.45"
TA150	1-1/2"	5	50	14	1.70" – 1.845"
TA200	2"	5	50	19	2.07" – 2.18"

FEATURES

- Indoor dry location use only
- UL listed for MC, AC, NM, and SE round cables
- Reversible steel strap for multiple applications
- Tri-combination screw heads

APPLICATIONS

- Use to connect MC, AC, NM and round SE into box or enclosure

STANDARD MATERIAL

- Zinc body
- Zinc locknut
- Zinc plated steel screws
- Reversible steel strap

CERTIFICATIONS

- cULus

MULTI-PURPOSE CABLE CONNECTOR



MPC25



PART #	SIZE	MASTER QTY.	WEIGHT/ CASE (LBS.)
MPC25	3/8"	50	3.05

FEATURES

- Use with the following cable-
NM Cable: 14/2 to 12/2
Steel/Alum Armored Cable: 14/2 to 12/2
Flexible Metal Conduit: 3/8"

APPLICATIONS

- Use to connect MC, AC, NM into box or enclosure

STANDARD MATERIAL

- Zinc

CERTIFICATIONS

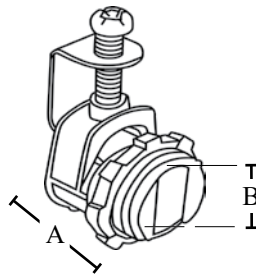
- UL Listed

BX, FLEX AND MC FITTINGS

MC CABLE CONNECTOR



170TZ



FEATURES

- UL listed for use with MC, AC, FMC, RWFMC, MCI, MCI-A and HCF cables
- Tri-combo screw head

APPLICATIONS

- Dry location use only: Use to connect NM, armored or metal clad cable to box or enclosure
- Use to connect steel or aluminum FMC, AC, MC, HCF cables and aluminum MCC and MCI-A cable to box or enclosure

STANDARD MATERIAL

- Zinc die cast
- Zinc plated steel strap

CERTIFICATIONS

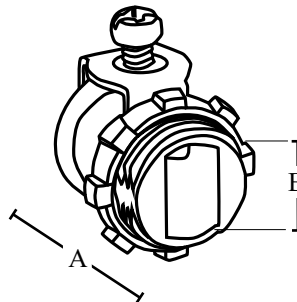
- cULus

PART #	SIZE	KO	INNER QTY.	MASTER QTY.	WEIGHT/CASE (LBS.)	A	B (MIN. – MAX.)
170TZ	3/8"	1/2"	50	500	40	.935"	.40" – .61"

LOW PROFILE SADDLE BITE CONNECTOR



170LP



FEATURES

- Tri-combo screw head
- UL listed for use with MC, AC, FMC, RWFMC, MCI and MCI-A cables

APPLICATIONS

- Dry location use only
- Use to connect steel or aluminum FMC, AC, MC cables and aluminum MCC and MCI-A cable to box or enclosure

STANDARD MATERIAL

- Zinc die cast
- Zinc plated steel strap

CERTIFICATIONS

- cULus

PART #	SIZE	KO	INNER QTY.	MASTER QTY.	WEIGHT/CASE (LBS.)	A	B (MIN. – MAX.)
170LP	3/8"	1/2"	25	250	28	.935"	.40" – .50"

APPROVED WIRES

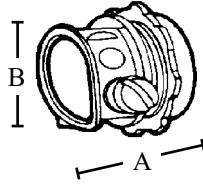
ARMORED CABLE, STEEL	14/2 – 10/4
ARMORED CABLE, ALUMINUM	14/2 – 10/4
METAL CLAD CABLE, MCI, STEEL	14/2 – 10/4
METAL CLAD CABLE, MCI, ALUMINUM	14/2 – 10/4
METAL CLAD CABLE, MCI-A, ALUMINUM	14/2 – 10/4
METAL CLAD CABLE, MCC ALUMINUM	14/2
FMC/RWFMC, STEEL	3/8
FMC/RWFMC, ALUMINUM	3/8

BX, FLEX CONNECTORS

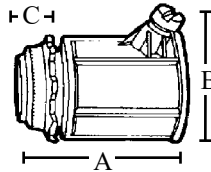
SET SCREW TYPE - STRAIGHT



130TZ



121



FEATURES

- Set screw type
- Not suitable for aluminum jacketed cables or aluminum flexible metal conduit

APPLICATIONS

- Indoor use only
- In a dry location
- Use to connect steel to a steel outlet box or other metal enclosure

STANDARD MATERIAL

- Zinc die cast

CERTIFICATIONS

- cULus

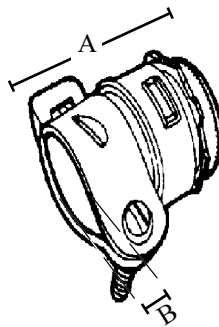
PART #	SIZE	KO	INNER QTY.	MASTER QTY.	WEIGHT/ CASE (LBS.)	A	B	C OR RANGE
130TZ	3/8"	1/2"	100	1000	50	.84"	.64"	.38" - .63"
121	1/2"	1/2"	25	250	25	1.38"	1.26"	.38"
121A	3/4"	3/4"	25	250	25	1.54"	1.50"	.406"

BX, FLEX, NM AND MC CABLE CONNECTORS

SQUEEZE STRAP TYPE



191



FEATURES

- Squeeze strap type

APPLICATIONS

- Indoor use only
- In a dry location
- Use to connect flexible metallic conduit, AC, and MC cable to a steel outlet box or other metal enclosure

STANDARD MATERIAL

- Zinc
- Zinc plated steel strap

CERTIFICATIONS

- cULus

PART #	SIZE	KO	INNER QTY.	MASTER QTY.	WEIGHT/ CASE (LBS.)	A	B (MIN. - MAX.)
191	3/8"	1/2"	25	250	25	1.41"	.62" - .78"

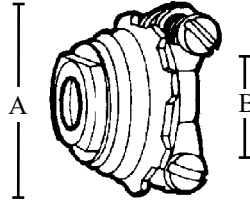
BX, FLEX AND MC FITTINGS

COMBINATION CABLE CONNECTORS

2 SCREW CLAMP TYPE



140TZ



FEATURES

- 2 screw clamp type

APPLICATIONS

- Indoor use only
- In a dry location, use to connect flexible metallic conduit, AC, MC, MCI-A, HCF and NM cable to steel outlet box or other enclosure
- 3/8" size fits 1/2" knockout

STANDARD MATERIAL

- Zinc

CERTIFICATIONS

- cULus



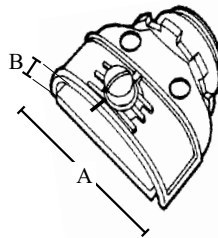
PART #	SIZE	KO	INNER QTY.	MASTER QTY.	WEIGHT/ CASE (LBS.)	A	B (MIN. - MAX.)
140TZ	3/8"	1/2"	100	1000	60	1.192"	.18" - .63"

DUPLEX CONNECTORS

1 SCREW CLAMP TYPE



350



FEATURES

- Fits aluminum smooth extruded MC range .210-.500
- Indoor use only
- Suitable for: #14-2 through #12-3 wire with ground NM sheathed cable, #14-2 wire steel armored cable, #14-2 wire with ground aluminum armored cable, 3/8" FMC, aluminum smooth sheath metal clad cable 0.410-0.500" diameter aluminum interlocked metal clad cable 0.460-0.538" diameter, steel interlocked metal clad cable 0.438-0.560" diameter
- 3/8" size fits 1/2" knockout

APPLICATIONS

- In a dry location, use to connect two pieces of flexible metallic conduit, AC, MC, or NM sheathed cable, to a steel outlet box or other metal enclosure when using only one knockout opening

STANDARD MATERIAL

- Zinc

CERTIFICATIONS

- cULus



PART #	SIZE	KO	INNER QTY.	MASTER QTY.	WEIGHT/ CASE (LBS.)	A	B (MIN. - MAX.)
350	3/8"	1/2"	25	250	32	1.57"	.13" - .65"

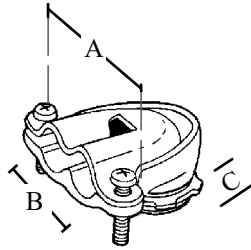
BX, FLEX AND MC FITTINGS

DUPLEX CONNECTORS

90° - FOR BX, FLEX, NM AND MC CABLE



561A



PART #	SIZE	KO	INNER QTY.	MASTER QTY.	WEIGHT/ CASE (LBS.)	A	B	C
561A	3/8"	1/2"	25	250	37	1.50"	.858"	.38"
561ADC	3/8"	1/2"	25	250	30	2.016"	---	1.087"

FEATURES

- Duplex 2 screw clamp
- UL listed locknut
- NPSM thread
- Tri-combo screw head

APPLICATIONS

- Indoor dry location use only
- For armored cable, flexible metallic conduit, interlocked metal clad, NM and SE cables to a box or enclosure

STANDARD MATERIAL

- 561A - Malleable iron
- 561ADC - Zinc
- Stamped steel cover

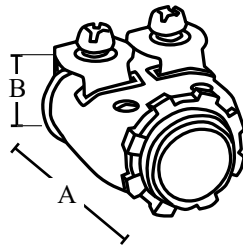
CERTIFICATIONS

- cULus

2 SCREW - SADDLE BITE TYPE - FOR BX, FLEX AND MC CABLE



350DS



PART #	SIZE	KO	INNER QTY.	MASTER QTY.	WEIGHT/ CASE (LBS.)	A	B (MIN. - MAX.)
350DS	3/8"	1/2"	10	100	17	.935"	.40" - .50"

FEATURES

- Provides flexibility of using 2 different size cables in one fitting with separate saddle clamps
- Tri-combo screw head
- UL listed for dry locations

APPLICATIONS

- Dry location only
- Use to connect steel or aluminum FMC, AC, MC cables and aluminum MCC and MCI-A cables to box or enclosure

STANDARD MATERIAL

- Zinc die cast

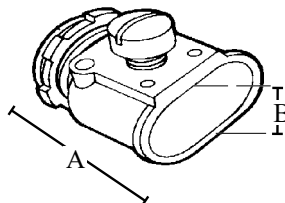
CERTIFICATIONS

- cULus

1 SCREW - SET SCREW TYPE - FOR BX, FLEX



370TZ



PART #	SIZE	KO	INNER QTY.	MASTER QTY.	WEIGHT/ CASE (LBS.)	A	B (MIN.)
370TZ	3/8"	1/2"	25	250	28	1.42"	.63"

FEATURES

- Duplex 2 screw clamp
- UL listed locknut
- Male hub NPT
- Tri-combo screw head
- Fits aluminum smooth extruded MC range .210-.500

APPLICATIONS

- Indoor dry location use only
- Strap-type fitting used to connect flexible metallic conduit or armored cable to box or enclosure

STANDARD MATERIAL

- Zinc die cast

CERTIFICATIONS

- cULus

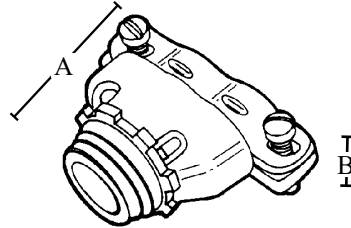
BX, FLEX AND MC FITTINGS

DUPLEX CONNECTORS

2 SCREW - CLAMP TYPE - FOR BX, FLEX, NM & MC CABLE
ZINC DIE CAST



360



FEATURES

- Duplex 2 screw clamp type
- UL listed locknut
- Male hub NPT
- Tri-combo screw head

APPLICATIONS

- Indoor dry location use only
- Strap-type fitting used to connect flexible metallic conduit or armored cable to box or enclosure

STANDARD MATERIAL

- Zinc die cast
- Zinc plated steel strap

CERTIFICATIONS

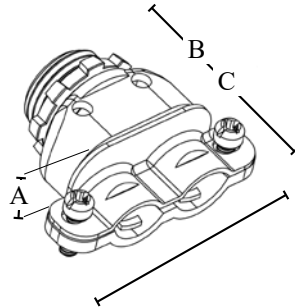
- cULus

PART #	SIZE	KO	INNER QTY.	MASTER QTY.	WEIGHT/ CASE (LBS.)	A	B (MIN. - MAX.)
360	3/8"	1/2"	25	250	32	1.68"	.24" - .63"

2 SCREW - CLAMP TYPE - FOR BX, FLEX, NM & MC CABLE
MALLEABLE IRON



360M



FEATURES

- Duplex 2 screw clamp type
- UL listed locknut
- Male hub NPT
- Tri-combo screw head

APPLICATIONS

- Indoor dry location use only
- Strap-type fitting used to connect flexible metallic conduit or armored cable to box or enclosure

STANDARD MATERIAL

- Malleable iron

CERTIFICATIONS

- cULus

PART #	SIZE	KO	INNER QTY.	MASTER QTY.	WEIGHT/ CASE (LBS.)	A	B	C
360M	3/8"	1/2"	10	100	16	.83"	2.17"	1.59"

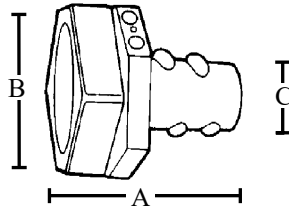
BX, FLEX AND MC FITTINGS

COMBINATION COUPLINGS

SCREW IN TYPE - EMT COMPRESSION TO FLEX - ZINC ZINC DIE CAST



131TZ



PART #	SIZE	INNER QTY.	MASTER QTY.	WEIGHT/ CASE (LBS.)	A	B	C
131TZ	1/2" - 1/2"	50	500	40	1.66"	1"	.723"
132TZ	3/4" - 3/4"	25	250	28	1.68"	1.18"	.931"
133TZ	1" - 1"	25	250	58	1.895"	1.625"	1.07"

FEATURES

- Screw in to compression type
- Combination coupling used to join flexible metallic conduit to EMT

APPLICATIONS

- Indoor use only
- Use to join EMT conduit to flexible metallic conduit
- Suitable for: 1/2" steel, steel reduced wall and aluminum flexible metal conduit to EMT and 3/4"-1" flexible metallic conduit to EMT

STANDARD MATERIAL

- Zinc die cast

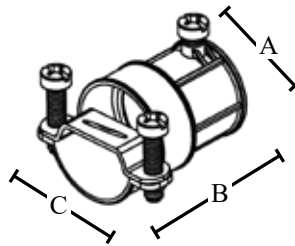
CERTIFICATIONS

- cULus

SET SCREW TO CLAMP TYPE - EMT TO FLEX - ZINC DIE CAST



181



PART #	SIZE	INNER QTY.	MASTER QTY.	WEIGHT/ CASE (LBS.)	A	B	C
181	1/2" - 1/2"	25	250	25	1.13"	1.66"	1.58"
182	3/4" - 3/4"	---	100	15	1.34"	1.91"	1.81"
182A	1" - 1"	---	50	13	1.58"	2.19"	2.13"

FEATURES

- Set screw to clamp type
- Tri-combo screw head
- EMT to flex combination coupling

APPLICATIONS

- Indoor use only
- Use to join EMT conduit to flexible metallic conduit

STANDARD MATERIAL

- Zinc die cast
- Zinc plated steel strap

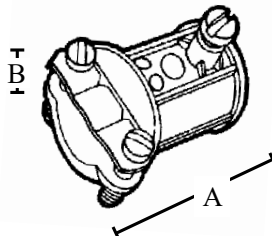
CERTIFICATIONS

- cULus

SET SCREW TO CLAMP TYPE - EMT TO BX OR NM CABLE ZINC DIE CAST



180



PART #	SIZE	INNER QTY.	MASTER QTY.	WEIGHT/ CASE (LBS.)	A	B (MIN. - MAX.)
180	3/8" - 1/2"	50	500	40	1.35"	.17" - .63"

FEATURES

- Set screw to clamp type
- Combination coupling used to join NM cable to EMT

APPLICATIONS

- Indoor use only
- Use to join EMT to nonmetallic sheathed cable, #14/2, #12/3 or 2 #14/2

STANDARD MATERIAL

- Zinc die cast
- Zinc plated steel strap

CERTIFICATIONS

- cULus

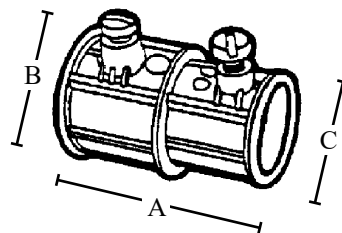
BX, FLEX AND MC FITTINGS

COMBINATION COUPLINGS

SET SCREW TYPE - EMT TO BX - ZINC DIE CAST



590



FEATURES

- Set screw type
- Combination coupling used to join BX cable to EMT

APPLICATIONS

- Indoor use only
- Use to join 1/2" EMT to 3/8" BX cable

STANDARD MATERIAL

- Zinc die cast

CERTIFICATIONS

- cULus

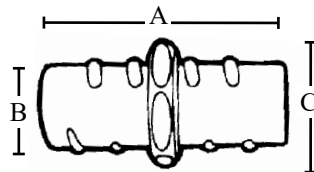
PART #	SIZE	INNER QTY.	MASTER QTY.	WEIGHT/ CASE (LBS.)	A	B	C
590	1/2" - 3/8"	25	250	15	1.25"	.93"	.78"

FLEX COUPLINGS

SCREW IN TYPE



461



FEATURES

- Screw in type coupling

APPLICATIONS

- Indoor use only
- Use to join two pieces of flexible metallic conduit

STANDARD MATERIAL

- Zinc die cast

CERTIFICATIONS

- cULus

PART #	CONDUIT SIZE	INNER QTY.	MASTER QTY.	WEIGHT/ CASE (LBS.)	A	B	C
461	1/2"	50	500	30	1.80"	.92"	1.062"
462	3/4"	25	250	23	2.09"	1.12"	1.372"
463	1"	25	250	38	2.41"	1.37"	1.687"
464	1-1/4"	10	100	25	2.74"	1.81"	2.125"
465	1-1/2"	10	40	16	3.05"	2.12"	2.375"
466	2"	10	40	24	3.27"	2.67"	2.937"

BX, FLEX CONNECTORS

STRAIGHT - SQUEEZE TYPE - ZINC DIE CAST

FEATURES

- Squeeze type straight
- Available with insulated throat

APPLICATIONS

- Indoor use only
- In a dry location, use to connect flexible metallic conduit and steel AC cable to a steel outlet box, load center or other metal enclosure
- The 3/8" can also be used with steel and aluminum MC cable
- 3/8" size fits 1/2" knockout
- Suitable for: 3/8" steel flexible conduit,

#14/2 metal conduit and #4-2 wire steel armored cable, 3/4" steel flexible metal conduit and #6-3 wire steel armored cable, 1" steel and reduced wall steel flexible metal conduit and #2-2 wire steel armored cable and 1-1/4" - 4" steel flexible metal conduit

STANDARD MATERIAL

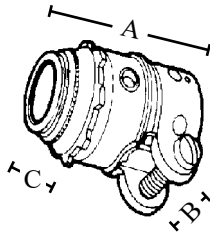
- Zinc die cast

CERTIFICATIONS

- UL Standard: UL 514B
- Fed. Spec: W-F-406E, W-F-406D
- NEMA: FB 1-2014



150

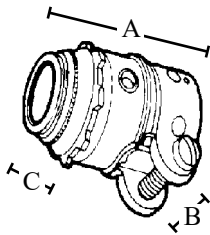


PART #	CONDUIT SIZE	INNER QTY.	MASTER QTY.	WEIGHT/CASE (LBS.)	A	B (MIN. - MAX.)	C	SCREWS
150	3/8" 1/2" KO	50	500	35	1"	.58" - .61"	.37"	1
151TZ	1/2"	25	250	25	1.47"	.74" - .95"	.40"	1
152	3/4"	25	250	32	1.58"	.88" - 1.11"	.40"	1
153	1"	10	100	20	1.75"	1.14" - 1.38"	.54"	1
154	1-1/4"	10	100	29	1.91"	1.42" - 1.65"	.64"	1
155	1-1/2"	5	50	20	2.09"	1.68" - 1.94"	.75"	1
156	2"	10	40	21	2.34"	2.08" - 2.56"	.74"	1
157	2-1/2"	---	10	9	2.81"	2.85" - 3.25"	.875"	2
158	3"	---	10	17	3.84"	3.33" - 3.63"	1.03"	2
159	3-1/2"	---	1	3	4.19"	3.75" - 4.10"	1.03"	2
160TZ	4"	---	1	3	4.56"	4.18" - 4.58"	1.03"	2

STRAIGHT - SQUEEZE TYPE WITH INSULATED THROAT ZINC DIE CAST



1511



FEATURES

- Squeeze type straight with insulated throat

APPLICATIONS

- Indoor use only
- In a dry location, use to connect flexible metallic conduit and steel AC cable to a steel outlet box, load center or other metal enclosure
- Suitable for: 1/2" steel flexible conduit, #14/2 metal conduit and #4-2 wire steel armored

cable, 3/4" steel flexible metal conduit and #6-3 wire steel armored cable, 1" steel and reduced wall steel flexible metal conduit and #2-2 wire steel armored cable and 1-1/4" - 4" steel flexible metal conduit

STANDARD MATERIAL

- Zinc die cast

CERTIFICATIONS

- cULus

PART #	CONDUIT SIZE	INNER QTY.	MASTER QTY.	WEIGHT/CASE (LBS.)	A	B (MIN. - MAX.)	C	SCREWS
SQZ-38I	3/8"	---	50	25	1.47"	.74" - .95"	.40"	1
1511	1/2"	25	250	25	1.47"	.74" - .95"	.40"	1
152I	3/4"	25	250	32	1.58"	.88" - 1.11"	.40"	1
153I	1"	10	100	20	1.75"	1.14" - 1.38"	.54"	1
154I	1-1/4"	10	100	29	1.91"	1.42" - 1.65"	.64"	1
155I	1-1/2"	5	50	20	2.09"	1.68" - 1.94"	.75"	1
156I	2"	10	40	21	2.34"	2.08" - 2.56"	.74"	1

BX, FLEX CONNECTORS

STRAIGHT - SQUEEZE TYPE - MALLEABLE IRON

FEATURES

- Squeeze type straight

APPLICATIONS

- Indoor use only
- In a dry location, use to connect flexible metallic conduit and steel AC cable to a steel outlet box, load center or other metal enclosure
- The 3/8" can also be used with steel and aluminum MC cable
- 3/8" size fits 1/2" knockout
- Suitable for: 3/8" steel flexible conduit,

#14/2 metal conduit and #4-2 wire steel armored cable, 3/4" steel flexible metal conduit and #6-3 wire steel armored cable, 1" steel and reduced wall steel flexible metal conduit and #2-2 wire steel armored cable and 1-1/4" - 4" steel flexible metal conduit

STANDARD MATERIAL

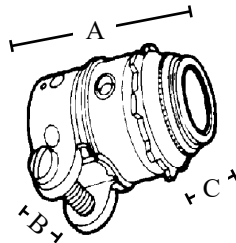
- Malleable iron

STANDARD FINISH

- Zinc plated



151M



PART #	CONDUIT SIZE	INNER QTY.	MASTER QTY.	WEIGHT/ CASE (LBS.)	A	B (MIN. - MAX.)	C	SCREWS
150M	3/8" 1/2"KO	25	250	30	.93"	.55" - .60"	.50"	1
151M	1/2"	25	250	30	.94"	.78" - .94"	.50"	1
152M	3/4"	25	250	48	1.13"	.91" - 1.08"	.50"	1
153M	1"	10	100	26	1.19"	1.28" - 1.44"	.56"	1
154M	1-1/4"	10	100	39	1.25"	1.44" - 1.63"	.63"	1
155M	1-1/2"	5	50	33	1.88"	1.63" - 1.88"	.69"	1
156M	2"	---	20	21	2"	2.19" - 2.38"	.75"	1
157M	2-1/2"	---	10	14	2.06"	2.70" - 2.95"	.94"	2
158M	3"	---	2	4	2.25"	3.13" - 3.50"	.94"	2
159M	3-1/2"	---	1	5	3.56"	3.72" - 4"	1.25"	2
160M	4"	---	1	7	3.69"	4.06" - 4.44"	1.25"	2

STRAIGHT - SQUEEZE TYPE WITH INSULATED THROAT

MALLEABLE IRON

FEATURES

- Squeeze type straight with insulated throat

APPLICATIONS

- Indoor use only
- In a dry location, use to connect flexible metallic conduit and steel AC cable to a steel outlet box, load center or other metal enclosure

• Suitable for: 1/2" steel flexible conduit, #14/2 metal conduit and #4-2 wire steel armored cable, 3/4" steel flexible metal conduit and #6-3 wire steel armored cable, 1" steel and reduced wall steel flexible metal conduit and #2-2 wire steel armored cable and 1-1/4" - 4" steel flexible metal conduit

STANDARD MATERIAL

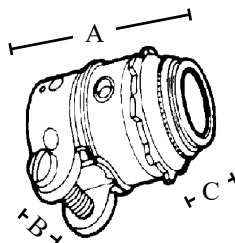
- Malleable iron

STANDARD FINISH

- Zinc plated



151MI



PART #	CONDUIT SIZE	INNER QTY.	MASTER QTY.	WEIGHT/ CASE (LBS.)	A	B (MIN. - MAX.)	C	SCREWS
151MI	1/2"	25	250	12	.94"	.78" - .94"	.50"	1
152MI	3/4"	25	250	19	1.13"	.91" - 1.08"	.50"	1
153MI	1"	10	100	26	1.19"	1.28" - 1.44"	.56"	1
154MI	1-1/4"	10	100	39	1.25"	1.44" - 1.63"	.63"	1
155MI	1-1/2"	5	50	66	1.88"	1.63" - 1.88"	.69"	1
156MI	2"	---	20	105	2"	2.19" - 2.38"	.75"	1
157MI	2-1/2"	---	10	150	2.06"	2.70" - 2.95"	.94"	2
158MI	3"	---	2	200	2.25"	3.13" - 3.50"	.94"	2
159MI	3-1/2"	---	1	500	3.56"	3.72" - 4"	1.25"	2
160MI	4"	---	1	700	3.69"	4.06" - 4.44"	1.25"	2

BX, FLEX CONNECTORS

45° - SQUEEZE TYPE - MALLEABLE IRON, STEEL



SQZ-3845I



PART #	FLEX SIZE	MASTER QTY.
SQZ-3845I	3/8"	25
SQZ-5045I	1/2"	25
SQZ-7545I	3/4"	25

FEATURES

- Insulated plastic throat

APPLICATIONS

- Use in dry locations to install flexible metal conduits to boxes or enclosures

STANDARD MATERIAL

- Malleable iron, steel

STANDARD FINISH

- Zinc plated

CERTIFICATIONS

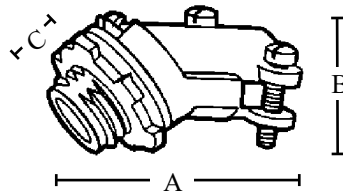
- UL Listed

BX, FLEX CONNECTORS

45° - SQUEEZE TYPE - ZINC DIE CAST



390



FEATURES

- Squeeze type

APPLICATIONS

- Indoor use only
- In a dry location, use to connect flexible metallic conduit, AC and steel MC cable to a steel outlet box or other metal enclosure

STANDARD MATERIAL

- Zinc die cast
- Zinc plated steel strap

CERTIFICATIONS

- cULus

PART #	CONDUIT SIZE	KO	INNER QTY.	MASTER QTY.	WEIGHT/CASE (LBS.)	A	B	C
390	3/8"	1/2"	50	500	45	1.588"	1.132"	.382"

FITS MC RANGE
.620-.780

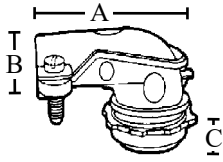
BX, FLEX AND MC FITTINGS

BX, FLEX CONNECTORS

90° - SQUEEZE TYPE - ZINC



100



FEATURES

- Squeeze type

APPLICATIONS

- Indoor use only
- In a dry location, use to connect flexible metallic conduit, AC and steel MC cable to a steel outlet box or other metal enclosure
- 3/8" size fits 1/2" knockout
- Suitable For: 3/8" - 3/4" steel and aluminum armored cable, steel and aluminum interlocked metal clad cable, flexible cord, and 1" - 4" flexible metallic conduit

STANDARD MATERIAL

- Zinc die cast
- Zinc plated steel strap

CERTIFICATIONS

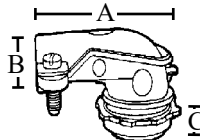
- UL Standard: UL 514B
- Fed. Spec: W-F-406E, W-F-406D
- NEMA: FB 1-2014

PART #	CONDUIT SIZE	INNER QTY.	MASTER QTY.	WEIGHT/CASE (LBS.)	A	B (MIN. - MAX.)	C	SCREWS
100	3/8" 1/2" KO	50	500	45	1.74"	.43" - .72"	.37"	2
101	1/2"	25	250	35	2.11"	.64" - 1.03"	.40"	2
102TZ	3/4"	10	100	20	2.40"	.76" - 1.15"	.40"	2
103	1"	5	50	19	2.87"	1.09" - 1.73"	.54"	2
104TZ	1-1/4"	10	40	20	4"	1.34" - 1.97"	.64"	2
105	1-1/2"	---	5	5	6"	1.65" - 2.61"	.75"	2
106	2"	---	5	6	6"	1.54" - 2.54"	.74"	2
107	2-1/2"	---	5	18	7.187"	2.45" - 2.98"	.875"	4
108	3"	---	2	9	7.875"	2.93" - 3.45"	1.031"	4
109	3-1/2"	---	1	9	9.40"	3.28" - 3.95"	1.031"	4
110TZ	4"	---	1	10	10.20"	3.68" - 4.43"	1.031"	4

90° - SQUEEZE TYPE WITH INSULATED THROAT - ZINC



100I



FEATURES

- Squeeze type with insulated throat

APPLICATIONS

- Indoor use only
- In a dry location, use to connect flexible metallic conduit, AC and steel MC cable to a steel outlet box or other metal enclosure
- 3/8" size fits 1/2" knockout

- Suitable For: 3/8" - 3/4" steel and aluminum armored cable, steel and aluminum interlocked metal clad cable, flexible cord, and 1" - 2" flexible metallic conduit

STANDARD MATERIAL

- Zinc die cast

CERTIFICATIONS

- cULus

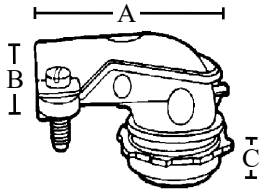
PART #	CONDUIT SIZE	INNER QTY.	MASTER QTY.	WEIGHT/CASE (LBS.)	A	B (MIN. - MAX.)	C	SCREWS
100I	3/8" 1/2" KO	50	500	45	1.74"	.43" - .72"	.37"	2
101I	1/2"	25	250	35	2.11"	.64" - 1.03"	.40"	2
102I	3/4"	10	100	20	2.40"	.76" - 1.15"	.40"	2
103I	1"	5	50	19	2.87"	1.09" - 1.73"	.54"	2
104I	1-1/4"	10	40	20	4"	1.34" - 1.97"	.64"	2
105I	1-1/2"	---	5	5	6"	1.65" - 2.61"	.75"	2
106I	2"	---	5	6	6"	1.54" - 2.54"	.74"	2

BX, FLEX CONNECTORS

90° - SQUEEZE TYPE - MALLEABLE IRON



100M



FEATURES

- Squeeze type

APPLICATIONS

- Indoor use only
- In a dry location, use to connect flexible metallic conduit, AC and steel MC cable to a steel outlet box or other metal enclosure

STANDARD MATERIAL

- Malleable iron

STANDARD FINISH

- Zinc plated

CERTIFICATIONS

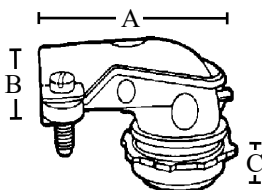
- cULus

PART #	CONDUIT SIZE	INNER QTY.	MASTER QTY.	WEIGHT/ CASE (LBS.)	A	B (MIN. - MAX.)	C	SCREWS
100M	3/8" 1/2" KO	25	250	40	1.75"	.78" - .95"	.44"	2
101M	1/2"	25	250	40	1.75"	.78" - .95"	.44"	2
102M	3/4"	10	100	30	1.81"	.91" - 1.02"	.44"	2
103M	1"	5	50	30	2.06"	1.25" - 1.38"	.56"	2
104M	1-1/4"	5	20	38	2.81"	1.41" - 1.63"	.56"	2
105M	1-1/2"	---	5	5	3.81"	1.75" - 2"	.56"	2
106M	2"	---	5	10	4.75"	2.19" - 2.44"	.69"	2
107M	2-1/2"	---	5	16	6.25"	2.75" - 3"	.88"	4
108M	3"	---	2	9	7.25"	3.25" - 3.50"	1"	4
109M	3-1/2"	---	1	14	10.25"	3.70" - 4.16"	1.25"	4
110M	4"	---	1	24	13"	4.11" - 4.56"	1.25"	4

90° - SQUEEZE TYPE WITH INSULATED THROAT - MALLEABLE IRON



101MI



FEATURES

- Squeeze type with insulated throat

APPLICATIONS

- Indoor use only
- In a dry location, use to connect flexible metallic conduit, AC and steel MC cable to a steel outlet box or other metal enclosure

STANDARD MATERIAL

- Malleable iron

STANDARD FINISH

- Zinc plated

CERTIFICATIONS

- cULus

PART #	CONDUIT SIZE	INNER QTY.	MASTER QTY.	WEIGHT/ CASE (LBS.)	A	B (MIN. - MAX.)	C	SCREWS
1ML-110-110MI	3/8"	25	250	16	1.75"	.78" - .95"	.44"	2
101MI	1/2"	25	250	16	1.75"	.78" - .95"	.44"	2
102MI	3/4"	10	100	30	1.81"	.91" - 1.02"	.44"	2
103MI	1"	5	50	60	2.06"	1.25" - 1.38"	.56"	2
104MI	1-1/4"	5	50	76	2.81"	1.41" - 1.63"	.56"	2
105MI	1-1/2"	---	5	100	3.81"	1.75" - 2"	.56"	2
106MI	2"	---	5	200	4.75"	2.19" - 2.44"	.69"	2
107MI	2-1/2"	---	5	320	6.25"	2.75" - 3"	.88"	4
108MI	3"	---	2	450	7.25"	3.25" - 3.50"	1"	4
109MI	3-1/2"	---	1	1400	10.25"	3.70" - 4.16"	1.25"	4
110MI	4"	---	1	2400	13"	4.11" - 4.56"	1.25"	4

AIRTIGHT PLENUM FIXTURE WHIP CONNECTORS

STRAIGHT - ZINC DIE CAST



FMT-38



RUBBER GASKET PROVIDES
AIRTIGHT CONNECTION



PART #	TUBING SIZE	MASTER QTY.
FMT-38	3/8"	100
FMT-50	1/2"	100

FEATURES

- Designed to be used with plenum flexible metal conduit and Southwire plenum boxes and covers to create air tight seal
- Rubber sealing gasket on flexible metal conduit end
- For 1/2" knockout
- Locknut included

APPLICATIONS

- Chicago plenum screw in connectors are specifically used with plenum flexible conduit to plenum boxes and enclosures

STANDARD MATERIAL

- Zinc die cast

CERTIFICATIONS

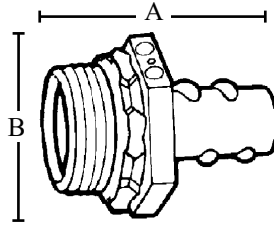
- UL Listed

BX, FLEX CONNECTORS

SCREW IN TYPE



451



PART #	SIZE	INNER QTY.	MASTER QTY.	WEIGHT/ CASE (LBS.)	A	B
450	3/8" 1/2" KO	50	500	30	1.31"	.92"
451	1/2"	50	500	30	1.38"	.92"
452TZ	3/4"	25	250	25	1.63"	1.10"
453TZ	1"	25	250	40	1.94"	1.38"
454	1-1/4"	10	100	28	2.12"	1.75"
455	1-1/2"	10	40	15	2.31"	2.13"
456	2"	10	40	25	2.58"	2.67"

FEATURES

- Screw in type

APPLICATIONS

- Indoor use only
- Use to connect flexible metallic conduit to steel outlet box, load center or other metal enclosure
- 3/8" size fits 1/2" knockout
- 1-1/2"- steel and steel reduced wall flexible metallic conduit

STANDARD MATERIAL

- Zinc die cast

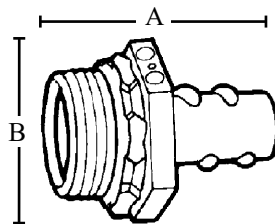
CERTIFICATIONS

- cULus

SCREW IN TYPE WITH INSULATED THROAT



450I



PART #	SIZE	INNER QTY.	MASTER QTY.	WEIGHT/ CASE (LBS.)	A	B
450I	3/8" 1/2" KO	50	500	30	1.31"	.92"
451I	1/2"	50	500	30	1.38"	.92"
452I	3/4"	25	250	25	1.63"	1.10"
453I	1"	25	250	40	1.94"	1.38"
454I	1-1/4"	10	100	28	2.12"	1.75"
455I	1-1/2"	10	40	15	2.31"	2.13"
456I	2"	10	40	25	2.58"	2.67"

FEATURES

- Screw in type with insulated throat

APPLICATIONS

- Indoor use only
- Use to connect flexible metallic conduit to steel outlet box, load center or other metal enclosure
- 3/8" size fits 1/2" knockout

STANDARD MATERIAL

- Zinc die cast

CERTIFICATIONS

- cULus

FLEXIBLE STEEL CONDUIT

COILS AND REELS



5201



5202R

FEATURES

- Corrosion resistant
- Smooth interior for easy wire pull through
- Easy to follow contours
- Crush resistant
- Solid wood reel attached with nylon threaded bolts

APPLICATIONS

- For use as an electrical raceway in close quarters requiring extra flexibility

STANDARD MATERIAL

- Steel construction

STANDARD FINISH

- Hot dip galvanized zinc coating

COILS

PART #	SIZE	FEET/ COIL	MASTER QTY.	WEIGHT/ CASE (LBS.)	INSIDE DIAMETER		OUTSIDE DIAMETER	
					MIN.	MAX.	MIN.	MAX.
5200	3/8"	100'	100	15	.374"	.376"	.555"	.571"
5250TZ	3/8"	250'	250	37	.374"	.376"	.555"	.571"
5201	1/2"	100'	100	21	.618"	.634"	.85"	.866"
5202	3/4"	100'	100	25	.827"	.846"	1.043"	1.063"
5203	1"	100'	100	45	1.039"	1.059"	1.28"	1.299"
5203C50	1"	50'	50	24	1.039"	1.059"	1.28"	1.299"
5204	1-1/4"	50'	50	24	1.319"	1.343"	1.512"	1.535"
5205	1-1/2"	50'	50	30	1.496"	1.52"	1.827"	1.85"
5205C25	1-1/2"	25'	25	16	1.496"	1.52"	1.827"	1.85"
5206	2"	25'	25	19	2.047"	2.075"	2.335"	2.362"
5207	2-1/2"	25'	25	26	2.52"	2.559"	2.913"	2.953"
5208	3"	25'	25	31	3.071"	3.110"	3.465"	3.504"
5209	3-1/2"	25'	25	34	3.504"	3.551"	3.909"	3.957"
5210	4"	25'	25	34	4.094"	4.154"	4.449"	4.508"

REELS

PART #	SIZE	FEET/ REEL	MASTER QTY.	WEIGHT/ CASE (LBS.)	INSIDE DIAMETER		OUTSIDE DIAMETER	
					MIN.	MAX.	MIN.	MAX.
5200R	3/8"	1000'	1000	159	.374"	.376"	.555"	.571"
5201R	1/2"	500'	500	80	.618"	.634"	.85"	.866"
5201RL	1/2"	1000'	1000	160	.618"	.634"	.85"	.866"
5202R	3/4"	300'	300	48	.827"	.846"	1.043"	1.063"
5202R500	3/4"	500'	500	80	.827"	.846"	1.043"	1.063"
5203R	1"	200'	200	99	1.039"	1.059"	1.28"	1.299"
5203R300	1"	300'	300	150	1.039"	1.059"	1.28"	1.299"
5204R	1-1/4"	200'	200	104	1.319"	1.343"	1.512"	1.535"
5204R400	1-1/4"	400'	400	52	1.319"	1.343"	1.512"	1.535"
5205R	1-1/2"	100'	100	63	1.496"	1.52"	1.827"	1.85"
5206R	2"	100'	100	81	2.047"	2.075"	2.335"	2.362"

FLEXIBLE STEEL CONDUIT

UL LISTED COILS AND REELS



6201UL



6202RUL

FEATURES

- Corrosion and crush resistant
- Smooth interior for easy wire pull-through
- Easy installation to follow contours

APPLICATIONS

- Voice, data, communications and video cables
- Motor feeder, branch and control circuit conductors and cables
- Elevators, escalators, and hoistways
- Concealed or exposed installations
- Metal raceway for wires and cables

STANDARD MATERIAL

- Galvanized steel

STANDARD FINISH

- Hot dip galvanized zinc coating

CERTIFICATIONS

- UL

COILS



PART #	SIZE	FEET COIL	MASTER QTY.	WEIGHT/CASE (LBS.)	THICKNESS	INSIDE DIAMETER		OUTSIDE DIAMETER	
						MIN.	MAX.	MIN.	MAX.
5200C100UL	3/8"	100'	100	23	.64	.393"	.393"	.56"	.61"
5200UL	3/8"	250'	250	59	.64	.393"	.393"	.56"	.61"
5201UL	1/2"	100'	100	29	.64	.625"	.645"	.86"	.92"
5202UL	3/4"	100'	100	37	.64	.812"	.835"	1.045"	1.105"
5203UL	1"	50'	50	31	.76	1"	1.04"	1.30"	1.38"
5204UL	1-1/4"	50'	50	34	.76	1.25"	1.30"	1.55"	1.63"
5205UL	1-1/2"	25'	25	19	.76	1.50"	1.575"	1.85"	1.95"
5206UL	2"	25'	25	22	.76	2"	2.08"	2.35"	2.454"
5207UL	2-1/2"	25'	25	44	1.05	2.50"	2.70"	2.86"	3.06"
5208UL	3"	25'	25	51	1.05	3"	3.20"	3.36"	3.56"
5209UL	3-1/2"	25'	25	61	1.05	3.50"	3.50"	3.86"	4.60"
5210UL	4"	25'	25	72	1.05	4"	4"	4.36"	4.56"

REELS

PART #	SIZE	FEET REEL	MASTER QTY.	WEIGHT/CASE (LBS.)	THICKNESS	INSIDE DIAMETER		OUTSIDE DIAMETER	
						MIN.	MAX.	MIN.	MAX.
5200RUL	3/8"	1000'	1000	250	.64	.393"	.393"	.56"	.61"
5201RUL	1/2"	1000'	1000	316	.64	.625"	.645"	.86"	.92"
5201R500UL	1/2"	500'	500	164	.64	.625"	.645"	.86"	.92"
5202RUL	3/4"	1000'	1000	397	.64	.812"	.835"	1.045"	1.105"
5202R500UL	3/4"	500'	500	203	.64	.812"	.835"	1.045"	1.105"
5203RUL	1"	400'	400	265	.76	1"	1.04"	1.30"	1.38"
5204RUL	1-1/4"	200'	200	154	.76	1.25"	1.30"	1.55"	1.63"
5205RUL	1-1/2"	150'	150	129	.76	1.50"	1.575"	1.85"	1.95"
5206RUL	2"	100'	100	107	.76	2"	2.08"	2.35"	2.454"

BX, FLEX AND MC FITTINGS

FLEXIBLE ALUMINUM CONDUIT

COILS AND REELS



4302TZ



4301R

FEATURES

- Corrosion and crush resistant
- Lightweight, easy to cut
- Smooth interior for easy wire pull through
- Easy to follow contours

APPLICATIONS

- For use as an electrical raceway in close quarters requiring extra flexibility; one-third the weight of steel
- For use with Southwire UL listed connectors 3-1/2" thru 4" HWA

STANDARD MATERIAL

- Aluminum alloy construction, with tempered alloy for maximum strength

CERTIFICATIONS

- UL

COILS



PART #	SIZE	FEET/ COIL	MASTER QTY.	WEIGHT/ CASE (LBS.)	INSIDE DIAMETER		OUTSIDE DIAMETER	
					MIN.	MAX.	MIN.	MAX.
4300	3/8"	250'	250	14	.374"	.392"	.559"	.609"
4300C100	3/8"	100'	100	6	.374"	.392"	.559"	.609"
4301TZ	1/2"	100'	100	10	.625"	.644"	.859"	.92"
4302TZ	3/4"	100'	100	14	.811"	.835"	1.044"	1.105"
4303TZ	1"	50'	50	11	1"	1.04"	1.30"	1.379"
4304TZ	1-1/4"	50'	50	11	1.25"	1.30"	1.55"	1.629"
4305TZ	1-1/2"	25'	25	12	1.50"	1.573"	1.85"	1.95"
4306TZ	2"	25'	25	12	2"	2.079"	2.35"	2.45"
4307	2-1/2"	25'	25	14	2.50"	2.70"	2.859"	3.059"
4308	3"	25'	25	16	3"	3.20"	3.359"	3.559"
4309TZ	3-1/2"	25'	25	22	3.50"	---	3.859"	4.059"
4310TZ	4"	25'	25	25	4"	---	4.359"	4.559"

REELS

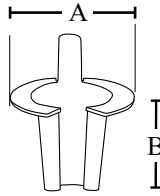
PART #	SIZE	FEET/ REEL	MASTER QTY.	WEIGHT/ CASE (LBS.)	INSIDE DIAMETER		OUTSIDE DIAMETER	
					MIN.	MAX.	MIN.	MAX.
4300R	3/8"	1000'	1000	84	.374"	.392"	.559"	.609"
4301R	1/2"	1000'	1000	118	.625"	.644"	.859"	.92"
4302R	3/4"	500'	500	76	.811"	.835"	1.044"	1.105"
4303R	1"	300'	300	74	1"	1.04"	1.30"	1.379"
4304R	1-1/4"	200'	200	64	1.25"	1.30"	1.55"	1.629"
4305R	1-1/2"	100'	100	41	1.50"	1.573"	1.85"	1.95"
4306R	2"	100'	100	55	2"	2.079"	2.35"	2.45"

BX, FLEX AND MC FITTINGS

ANTI SHORT BUSHINGS



TZ0



FEATURES

- Sold in bulk or bags
- With pull tab

APPLICATIONS

- Indoor use only
- Fits cable range: 14/2, 14/3, 12/2
- Insert one bushing at each end of conduit to protect wire

STANDARD MATERIAL

- Polyethylene

CERTIFICATIONS

- UL

PART #	SIZE	FLEX SIZE	PER BAG	MASTER QTY.	WEIGHT/ CASE (LBS.)	A	B
TZ0	0	5/16"	35	500 BAGS	15	.68"	.59"
1TZ	1	3/8"	35	400 BAGS	12	.76"	.63"
2TZ	2	7/16"	35	300 BAGS	18	.92"	.68"
3	3	1/2"	20	200 BAGS	16	1.13"	.77"
4	4	3/4"	16	150 BAGS	9	1.34"	.88"
BULK							
TZ0B	0	5/16"	---	5000	3	.68"	.59"
1B	1	3/8"	---	5000	3	.76"	.63"
2B	2	7/16"	---	2000	4	.92"	.68"
3B	3	1/2"	---	2000	4	1.13"	.77"
4B	4	3/4"	---	1000	3	1.34"	.88"

SCREW-IN BUSHINGS

STEEL



FB-50



FEATURES

- No tools required

APPLICATIONS

- Screw in bushings are used to insulate the sharp cut edge of flexible metal conduit so wires passing through the raceway will not be damaged
- Perfect for low voltage fire alarm, security and data cables in flexible metal conduits

STANDARD MATERIAL

- Steel

STANDARD FINISH

- Zinc plated

CERTIFICATIONS

- UL Listed

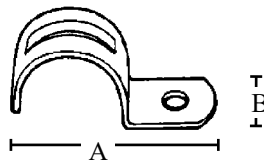
PART #	SIZE	MASTER QTY.
FB-50	1/2"	50
FB-75	3/4"	50
FB-100	1"	25

BX STRAP

ONE HOLE



1106TC



FEATURES

- One hole
- Inverted rib provides extra strength

APPLICATIONS

- Used to secure AC/BX cable to wood, masonry or similar surface

STANDARD MATERIAL

- Steel

STANDARD FINISH

- Zinc plated

PART #	SIZE	INNER QTY.	MASTER QTY.	WEIGHT/ CASE (LBS.)	A	B
510BX	14/2 - 10/3	100	1000	14	1.25"	.48"
1101TC	1/4" MINI	100	1000	13	.625"	.50"
1105TC	1/2"	100	1000	14	.75"	.562"
1106TC	9/16"	100	1000	16	1"	.625"



Southwire™

BX, FLEX & MC CATALOG

get social with us:



[/SOUTHWIRETOOLS](#)




[/SOUTHWIRE-COMPANY](#)



[@SOUTHWIRETOOLS](#)



[@SOUTHWIRE](#)



SCAN TO LEARN MORE

WWW.SOUTHWIRE.COM | 1-855-SWTTOOLS

All Trademarks or Registered Trademarks (TM/®) are owned or licensed by Southwire Company.
Any other TM/®- Trademark or Registered Trademark of Southwire Company.