



Southwire™

ELBOWS, COUPLINGS & NIPPLES CATALOG



**BUILT FOR DURABILITY.
BUILT FOR RELIABILITY.
BUILT FOR WORK.™**

SOUTHWIRE.COM

ELBOWS, COUPLINGS AND NIPPLES

Southwire offers a broad range of UL Listed metallic and non-metallic Cable connectors suitable for ROMEX® Brand and NM cable. Available in Snap-in, compression and traditional strap type enclosures, our fittings accommodate a wide range of cable sizes.

Metallic and Non-metallic Romex Connectors

SE Round Connectors

Snap in Romex® Brand Connectors


NM Straps

Combination Couplings

UF Connectors

Zinc Flexible Cord Connectors

Steel Flexible Cord Connectors

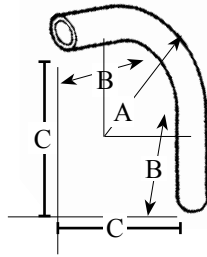


EMT ELBOWS

90° - GALVANIZED STEEL



81



FEATURES

- Low conductivity, high corrosion resistance
- Smooth defect free interior and exterior

APPLICATIONS

- For a secure connection to EMT conduit; bend enables directional changes in conduit

STANDARD MATERIAL

- Galvanized steel

CERTIFICATIONS

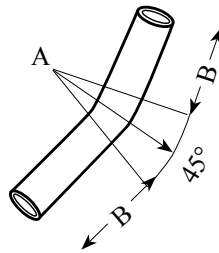
- UL Standard: UL 797
- Fed. Spec: WW-C-563
- NEMA: ANSI C80.3-2015

PART #	SIZE	INNER QTY.	SHIP CASE	WEIGHT/ CASE (LBS.)	(A) MIN. UL RADIUS	(B) STRAIGHT LEG EACH END	(C) OFFSET
81	1/2"	---	50	14	4"	2.875"	6.343"
82	3/4"	---	50	23	4.50"	2.875"	6.781"
83	1"	---	20	16	5.75"	3"	8.901"
84	1-1/4"	---	20	30	7.25"	3.25"	10.25"
85	1-1/2"	---	10	20	8.25"	3.625"	11.937"
86	2"	---	10	30	9.50"	4.1875"	14.031"
87	2-1/2"	1	50	300	10.50"	5.25"	16"
88	3"	1	35	315	13"	5.8125"	18.947"
89TZ	3-1/2"	1	35	385	15"	6.75"	22.218"
89A	4"	1	25	375	16"	6.9375"	23.437"

45° - GALVANIZED STEEL



21



FEATURES

- Low conductivity, high corrosion resistance
- Smooth defect free interior and exterior

APPLICATIONS

- For a secure connection to EMT conduit; bend enables directional changes in conduit

STANDARD MATERIAL

- Galvanized steel

CERTIFICATIONS

- UL Standard: UL 797
- Fed. Spec: WW-C-563
- NEMA: ANSI C80.3-2015

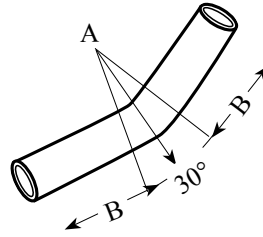
PART #	SIZE	INNER QTY.	MASTER QTY.	WEIGHT/ CASE (LBS.)	(A) MIN. UL RADIUS	(B) STRAIGHT LEG EACH END
21	1/2"	---	50	11	4"	2.875"
22	3/4"	---	50	19	4.50"	2.875"
23	1"	---	35	25	5.75"	3"
24	1-1/4"	---	30	30	7.25"	3.25"
25TZ	1-1/2"	---	15	44	8.25"	3.625"
26TZ	2"	---	15	31	9.50"	4.1875"
27TZ	2-1/2"	1	50	250	10.50"	5.25"
28	3"	1	40	280	13"	5.8125"
29TZ	3-1/2"	1	35	315	15"	6.75"
30	4"	1	35	420	16"	6.9375"

EMT ELBOWS

30° - GALVANIZED STEEL



8430



PART #	SIZE	INNER QTY.	MASTER QTY.	WEIGHT/CASE (LBS.)	(A) MIN. UL RADIUS	(B) STRAIGHT LEG EACH END
8430	1-1/4"	---	30	19	7.25"	2.781"
8530	1-1/2"	---	15	25	8.25"	2.781"
8630	2"	---	10	20	9.50"	2.781"
8730	2-1/2"	1	50	161	10.50"	3"
8830	3"	1	35	153	13"	3.125"
8930	3-1/2"	1	35	244	15"	3.281"
89A30	4"	1	35	309	16"	3.375"

FEATURES

- Low conductivity, high corrosion resistance
- Smooth defect free interior and exterior

APPLICATIONS

- For a secure connection to EMT conduit; bend enables directional changes in conduit

STANDARD MATERIAL

- Galvanized steel

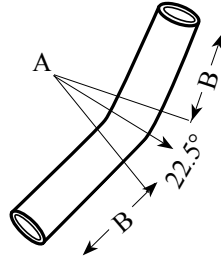
CERTIFICATIONS

- cULus Listed
- UL Standard: UL 797
- Fed. Spec: WW-C-563
- NEMA: ANSI C80.3-2015

22.5° - GALVANIZED STEEL



8422



PART #	SIZE	INNER QTY.	MASTER QTY.	WEIGHT/CASE (LBS.)	(A) MIN. UL RADIUS	(B) STRAIGHT LEG EACH END
8422	1-1/4"	---	30	17	7.25"	2.781"
8522	1-1/2"	---	15	24	8.25"	2.781"
8622	2"	---	10	18	9.50"	2.781"
8722	2-1/2"	1	50	150	10.50"	3"
8822	3"	1	35	175	13"	3.125"
8922	3-1/2"	1	35	210	15"	3.281"
89A22	4"	1	35	280	16"	3.375"

FEATURES

- Low conductivity, high corrosion resistance
- Smooth defect free interior and exterior

APPLICATIONS

- For a secure connection to EMT conduit; bend enables directional changes in conduit

STANDARD MATERIAL

- Galvanized steel

CERTIFICATIONS

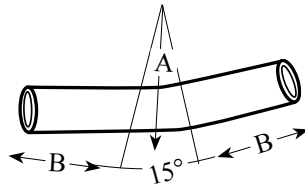
- cULus Listed
- UL Standard: UL 797
- Fed. Spec: WW-C-563
- NEMA: ANSI C80.3-2015

EMT ELBOWS

15° - GALVANIZED STEEL



8415



PART #	PIPE SIZE	INNER QTY.	MASTER QTY.	WEIGHT/ CASE (LBS.)	(A) MIN. UL RADIUS	(B) STRAIGHT LEG EACH END
8415	1-1/4"	---	30	16	7.25"	2.781"
8515	1-1/2"	---	15	22	8.25"	2.781"
8615	2"	---	10	16	9.50"	2.781"
8715	2-1/2"	1	50	150	10.50"	3"
8815	3"	1	35	140	13"	3.125"
8915	3-1/2"	1	35	210	15"	3.281"
89A15	4"	1	35	245	16"	3.375"

FEATURES

- Low conductivity, high corrosion resistance
- Smooth defect free interior and exterior

APPLICATIONS

- For a secure connection to EMT conduit; bend enables directional changes in conduit

STANDARD MATERIAL

- Galvanized steel

CERTIFICATIONS

- cULus Listed
- UL Standard: UL 797
- Fed. Spec: WW-C-563
- NEMA: ANSI C80.3-2015

EMT SPECIAL RADIUS ELBOWS

GALVANIZED STEEL



8624



PART #	SIZE	MASTER QTY.	WEIGHT/ CASE (LBS.)
8624	2" x 90° x 24"	1	14
8636	2" x 90° x 36"	1	22
8836	3" x 90° x 36"	1	45
80A36	4" x 90° x 36"	1	55
89A48	4" x 90° x 48"	1	55

FEATURES

- Low conductivity, high corrosion resistance
- Smooth defect free interior and exterior

APPLICATIONS

- For a secure connection to EMT conduit; bend enables directional changes in conduit
- 45° or 90° bends

STANDARD MATERIAL

- Galvanized steel

CERTIFICATIONS

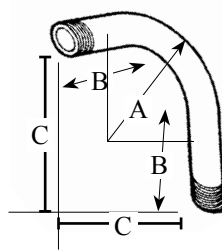
- UL Standard: UL 797
- Fed. Spec: WW-C-563
- NEMA: ANSI C80.3-2015

RIGID ELBOWS

90° - GALVANIZED STEEL



61



FEATURES

- Low conductivity, high corrosion resistance
- Smooth defect free interior and exterior

APPLICATIONS

- For a secure connection to Rigid conduit; bend enables directional changes in conduit

STANDARD MATERIAL

- Galvanized steel

STANDARD FINISH

- Hot dip galvanized

CERTIFICATIONS

- cULus Listed
- Fed. Spec: WW-C-563
- 1/2"-4" meet UL 6 and ANSI C80.1

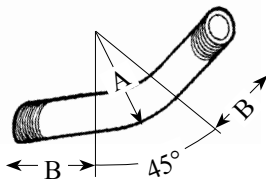
PART #	SIZE	INNER QTY.	MASTER QTY.	WEIGHT/ CASE (LBS.)	(A) MIN. UL RADIUS	(B) STRAIGHT LEG EACH END	(C) OFFSET
61	1/2"	---	50	40	4"	2.875"	6.343"
62	3/4"	---	50	54	4.50"	2.875"	6.781"
63	1"	---	20	40	5.75"	3"	8.901"
64	1-1/4"	---	20	60	7.25"	3.25"	10.25"
65	1-1/2"	---	10	42	8.25"	3.625"	11.937"
66	2"	---	10	68	9.50"	4.1875"	14.031"
67	2-1/2"	1	50	650	10.50"	5.25"	16"
68	3"	1	35	630	13"	5.8125"	18.947"
69	3-1/2"	1	35	910	15"	6.75"	22.218"
70	4"	1	25	825	16"	6.9375"	23.437"
70A	5"	1	30	1350	24"	11.125"	36.156"
70B	6"	1	24	1152	30"	12.4375"	41.46"

RIGID ELBOWS

45° - GALVANIZED STEEL



11



PART #	SIZE	INNER QTY.	MASTER QTY.	WEIGHT/CASE (LBS.)	(A) MIN. UL RADIUS	(B) STRAIGHT LEG EACH END
11	1/2"	---	50	26	4"	2.875"
12	3/4"	---	50	38	4.50"	2.875"
13	1"	---	35	45	5.75"	3"
14	1-1/4"	---	30	60	7.25"	3.25"
15	1-1/2"	---	15	45	8.25"	3.625"
16	2"	---	15	68	9.50"	4.1875"
17	2-1/2"	1	50	400	10.50"	5.25"
18	3"	1	40	455	13"	5.8125"
19	3-1/2"	1	35	560	15"	6.75"
20	4"	1	35	770	16"	6.9375"
20A	5"	1	42	1840	24"	8.125"
20B	6"	1	36	2556	30"	13.25"

FEATURES

- Low conductivity, high corrosion resistance
- Smooth defect free interior and exterior

APPLICATIONS

- For a secure connection to Rigid conduit; bend enables directional changes in conduit

STANDARD MATERIAL

- Galvanized steel

STANDARD FINISH

- Hot dip galvanized

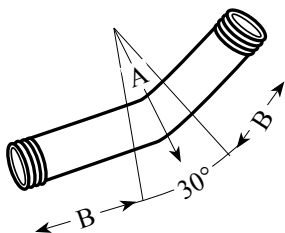
CERTIFICATIONS

- Fed. Spec: WW-C-563
- 1/2" to 4" meet UL 6 and ANSI C80.1

30° - GALVANIZED STEEL



6430



PART #	SIZE	INNER QTY.	MASTER QTY.	WEIGHT/CASE (LBS.)	(A) MIN. UL RADIUS	(B) STRAIGHT LEG EACH END
6430	1-1/4"	---	20	40	7.25"	2.781"
6530	1-1/2"	---	15	39	8.25"	2.781"
6630	2"	---	10	42	9.50"	2.781"
6730	2-1/2"	1	50	400	10.50"	3"
6830	3"	1	35	420	13"	3.125"
6930	3-1/2"	1	35	595	15"	3.281"
7030TZ	4"	1	35	700	16"	3.375"

FEATURES

- Low conductivity, high corrosion resistance
- Smooth defect free interior and exterior

APPLICATIONS

- For a secure connection to Rigid conduit; bend enables directional changes in conduit

STANDARD MATERIAL

- Galvanized steel

CERTIFICATIONS

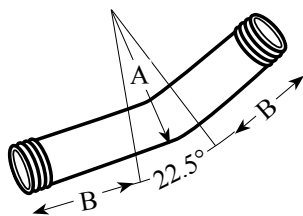
- UL 797
- Fed. Spec: WW-C-563
- ANSI C80.3

RIGID ELBOWS

22.5° - GALVANIZED STEEL



6422



PART #	SIZE	INNER QTY.	MASTER QTY.	WEIGHT/CASE (LBS.)	(A) MIN. UL RADIUS	(B) STRAIGHT LEG EACH END
6422	1-1/4"	---	20	34	7.25"	2.781"
6522	1-1/2"	---	15	36	8.25"	2.781"
6622	2"	---	10	38	9.50"	2.781"
6722	2-1/2"	1	50	400	10.50"	3"
6822	3"	1	35	385	13"	3.125"
6922	3-1/2"	1	35	490	15"	3.281"
7022	4"	1	35	630	16"	3.375"

FEATURES

- Low conductivity, high corrosion resistance
- Smooth defect free interior and exterior

APPLICATIONS

- For a secure connection to Rigid conduit; bend enables directional changes in conduit

STANDARD MATERIAL

- Galvanized steel

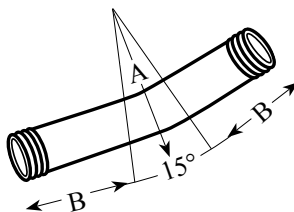
CERTIFICATIONS

- UL 6
- Fed. Spec: WW-C-581
- ANSI C80.1

15° - GALVANIZED STEEL



6415TZ



PART #	SIZE	INNER QTY.	MASTER QTY.	WEIGHT/CASE (LBS.)	(A) MIN. UL RADIUS	(B) STRAIGHT LEG EACH END
6415TZ	1-1/4"	---	20	32	7.25"	2.781"
6515	1-1/2"	---	15	34	8.25"	2.781"
6615	2"	---	10	33	9.50"	2.781"
6715	2-1/2"	1	50	350	10.50"	3"
6815	3"	1	35	350	13"	3.125"
6915	3-1/2"	1	35	455	15"	3.281"
7015	4"	1	35	595	16"	3.375"

FEATURES

- Low conductivity, high corrosion resistance
- Smooth defect free interior and exterior

APPLICATIONS

- For a secure connection to Rigid conduit; bend enables directional changes in conduit

STANDARD MATERIAL

- Galvanized steel

CERTIFICATIONS

- UL 797
- Fed. Spec: WW-C-563
- ANSI C80.3

RIGID SPECIAL RADIUS ELBOWS

NPT THREAD WITH END CAP ON EACH END - GALVANIZED STEEL



FEATURES

- Low conductivity, high corrosion resistance
- Smooth defect free interior and exterior
- NPT thread with end cap on each end

APPLICATIONS

- For a secure connection to Rigid conduit; bend enables directional changes in conduit

STANDARD MATERIAL

- Galvanized steel

CERTIFICATIONS

- cULus

PART #	SIZE	MASTER QTY.	WEIGHT/ CASE (LBS.)
6624	2" x 90° x 24"	1	17
6636	2" x 90° x 36"	1	22
6648TZ	2" x 90° x 48"	1	29.5
6724	2-1/2" x 90° x 24"	1	26
6736	2-1/2" x 90° x 36"	1	34
6824	3" x 90° x 24"	1	33
6836	3" x 90° x 36"	1	43
6848	3" x 90° x 48"	1	60
6924	3-1/2" x 90° x 24"	1	41
7024	4" x 90° x 24"	1	47
7036	4" x 90° x 36"	1	72
7048	4" x 90° x 48"	1	81
7060	4" x 90° x 60"	1	88
70A36	5" x 90° x 36"	1	83
70A48	5" x 90° x 48"	1	108
70B36	6" x 90° x 36"	1	120
70B48	6" x 90° x 48"	1	145
70B60	6" x 90° x 60"	1	165

ELBOWS, COUPLINGS AND NIPPLES

CONDUIT NIPPLES

GALVANIZED STEEL



64536

6457

FEATURES

- NPT thread
- High corrosion resistance

APPLICATIONS

- Use to extend a length of threaded Rigid or IMC conduit

STANDARD MATERIAL

- Galvanized steel

CERTIFICATIONS

- cULus Listed
- Fed. Spec: WW-C-563
- 1/2"-4" meet UL 6 and ANSI C80.1

ELBOWS, COUPLINGS AND NIPPLES

PART #	SIZE	LENGTH INCHES	MASTER QTY.	WEIGHT/ CASE (LBS.)
6451	1/2"	CLOSE	25	6
6451112	1/2"	1-1/2	25	8
64512	1/2"	2	25	12
6451212	1/2"	2-1/2	25	15
64513	1/2"	3	25	26
6451312	1/2"	3-1/2	25	6
64514	1/2"	4	25	26
64515	1/2"	5	25	33
64516	1/2"	6	25	40
64518	1/2"	8	1	54
645110	1/2"	10	1	68
645112	1/2"	12	1	82
6452	3/4"	CLOSE	25	9
6452112	3/4"	1-1/2	25	10
64522	3/4"	2	25	14
6452212	3/4"	2-1/2	25	19
64523	3/4"	3	25	26
6452312	3/4"	3-1/2	25	28
64524	3/4"	4	25	34
64525	3/4"	5	25	43
64526	3/4"	6	25	52
N-75700	3/4"	7	1	65
64528	3/4"	8	1	73
645210	3/4"	10	1	89
645212	3/4"	12	1	109
6453	1"	CLOSE	25	16
64532	1"	2	25	22
6453212	1"	2-1/2	25	28
64533	1"	3	25	26
6453312	1"	3-1/2	25	43
64534	1"	4	25	49
64535	1"	5	25	64
64536	1"	6	25	20
N-100700	1"	7	1	1
64538	1"	8	1	1
645310	1"	10	1	1
645312	1"	12	1	2

PART #	SIZE	LENGTH INCHES	MASTER QTY.	WEIGHT/ CASE (LBS.)
6454	1-1/4"	CLOSE	25	22
64542	1-1/4"	2	25	28
6454212	1-1/4"	2-1/2	25	37
64543	1-1/4"	3	25	25
6454312	1-1/4"	3-1/2	25	55
64544	1-1/4"	4	25	66
64545	1-1/4"	5	25	84
64546	1-1/4"	6	25	25
64548	1-1/4"	8	25	25
645410	1-1/4"	10	1	2
645412	1-1/4"	12	1	2
6455	1-1/2"	CLOSE	25	28
64552	1-1/2"	2	25	34
6455212	1-1/2"	2-1/2	25	44
64553	1-1/2"	3	25	25
6455312	1-1/2"	3-1/2	25	68
64554	1-1/2"	4	25	80
64555	1-1/2"	5	25	103
64556	1-1/2"	6	1	31
N-150700	1-1/2"	7	1	2
64558	1-1/2"	8	1	2
645510	1-1/2"	10	1	2
645512	1-1/2"	12	1	3
6456	2"	CLOSE	25	44
6456212	2"	2-1/2	25	15
64563	2"	3	25	25
6456312	2"	3-1/2	1	40
64564	2"	4	1	40
64565	2"	5	1	44
64566	2"	6	1	46
64567	2"	7	1	25
64568	2"	8	1	2
645610	2"	10	1	3
645612	2"	12	1	3

CONDUIT NIPPLES

GALVANIZED STEEL

(continued)

PART #	SIZE	LENGTH INCHES	MASTER QTY.	WEIGHT/ CASE (LBS.)
6457	2-1/2"	CLOSE	1	84
64573	2-1/2"	3	1	1
6457312	2-1/2"	3-1/2	1	12
64574	2-1/2"	4	1	150
64575	2-1/2"	5	1	197
64576	2-1/2"	6	1	3
N-250700	2-1/2"	7	1	3
64578	2-1/2"	8	1	3
645710	2-1/2"	10	1	4
645712	2-1/2"	12	1	5
6458	3"	CLOSE	1	1
64583	3"	3	1	1
6458312	3"	3-1/2	1	2
64584	3"	4	1	2
64585	3"	5	1	3
64586	3"	6	1	3
64588	3"	8	1	4
645810	3"	10	1	5
645812	3"	12	1	6



64536



6457



PART #	SIZE	LENGTH INCHES	MASTER QTY.	WEIGHT/ CASE (LBS.)
6459	3-1/2"	CLOSE	1	2
64594	3-1/2"	4	1	2
64595	3-1/2"	5	1	3
64596	3-1/2"	6	1	4
64598	3-1/2"	8	1	5
645910	3-1/2"	10	1	7
645912	3-1/2"	12	1	8
6410TZ	4"	CLOSE	1	2
64104	4"	4	1	3
64105	4"	5	1	4
64106	4"	6	1	4
N-400700	4"	7	1	3
64108	4"	8	1	6
641010	4"	10	1	8
641012	4"	12	1	9

RIGID RISERS

STEEL



RIS-2007T2



PART #	SIZE	LENGTH	MASTER QTY.
RIS-2007T2	2"	7'	25
RIS-2507T2	2-1/2"	7'	25

FEATURES

- Threaded on 2 ends
- All items in 7' lengths

APPLICATIONS

- Use as a mast support for service entrance applications

STANDARD MATERIAL

- Galvanized steel

CERTIFICATIONS

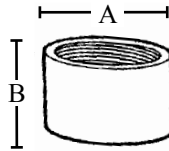
- UL Listed
- CSA Listed

RIGID COUPLINGS

TUBULAR THREADED TYPE - STEEL



51



FEATURES

- NPSM thread type

APPLICATIONS

- Indoor or outdoor use
- Use to join and ensure proper alignment of threaded Rigid or IMC conduit

STANDARD MATERIAL

- Steel

STANDARD FINISH

- Zinc plated

CERTIFICATIONS

- UL Standard: UL 6A
- Fed. Spec: WW-C-563
- NEMA: ANSI C80.1-2015

PART #	SIZE	THREADS PER INCH	MASTER QTY.	WEIGHT/ CASE (LBS.)	A	B
51	1/2"	14	150	20	1.63"	1.563"
52	3/4"	14	50	9	1.64"	1.625"
53	1"	11-1/2	30	10	1.97"	2"
54	1-1/4"	11-1/2	25	10	2.03"	2.063"
55	1-1/2"	11-1/2	25	14	2.06"	2.063"
56	2"	11-1/2	20	15	2.13"	2.125"
57	2-1/2"	8	12	22	2.19"	3.125"
58	3"	8	8	18	3.31"	3.25"
59	3-1/2"	8	4	14	3.41"	3.375"
60	4"	8	4	12	3.52"	3.50"
60A	5"	8	2	11	3.95"	3.75"
60B	6"	8	3	12	4.25"	4"

316 STAINLESS STEEL



RC-50SS



FEATURES

- NPSM thread type

APPLICATIONS

- Joins 2 pieces of threaded Rigid/IMC conduit.

STANDARD MATERIAL

- 316 Stainless Steel

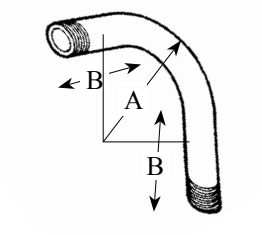
CERTIFICATIONS

- UL listed

PART #	MATERIAL	RIGID SIZE	MASTER QTY.
RC-50SS	316 STAINLESS STEEL	1/2"	100
RC-75SS	316 STAINLESS STEEL	3/4"	100
RC-100SS	316 STAINLESS STEEL	1"	50
RC-125SS	316 STAINLESS STEEL	1-1/4"	50
RC-150SS	316 STAINLESS STEEL	1-1/2"	25
RC-200SS	316 STAINLESS STEEL	2"	25
RC-250SS	316 STAINLESS STEEL	2-1/2"	10
RC-300SS	316 STAINLESS STEEL	3"	1
RC-350SS	316 STAINLESS STEEL	3-1/2"	1
RC-400SS	316 STAINLESS STEEL	4"	1

RIGID ELBOWS

90° - ALUMINUM



PART #	SIZE	MASTER QTY.	WEIGHT/CASE (LBS.)	(A) MIN. UL RADIUS	(B) STRAIGHT LEG EACH END
61AL	1/2"	50	12	4"	1.69"
62AL	3/4"	50	18	4.50"	2.17"
63AL	1"	20	11	5.75"	2.36"
64AL	1-1/4"	20	19	7.25"	2.76"
65AL	1-1/2"	10	13	8.25"	3.15"
66AL	2"	10	21	9.50"	3.54"
67AL	2-1/2"	1	4	10.50"	4.72"
68AL	3"	1	6	13"	5.31"
69AL	3-1/2"	1	8	15"	6.10"
70AL	4"	1	10	16"	6.50"

FEATURES

- 90° elbows are available from 1/2" thru 4"
- Manufactured from 6063 aluminum alloy for lightweight and corrosion resistant protection
- NPT threads are protected with color coded threaded end caps

APPLICATIONS

- For use in harsh or clean environments such as waste-water treatment, food processing, oil refineries, paper mills, and power plants

STANDARD MATERIAL

- 6063 aluminum alloy

CERTIFICATIONS

- UL Listed
- UL Standard: UL 6
- ANSI C80.5



Southwire™

ELBOWS, COUPLINGS & NIPPLES CATALOG

get social with us:



[/SOUTHWIRETOOLS](#)




[/SOUTHWIRE-COMPANY](#)



[@SOUTHWIRETOOLS](#)



[@SOUTHWIRE](#)



SCAN TO LEARN MORE

WWW.SOUTHWIRE.COM | 1-855-SWTTOOLS

All Trademarks or Registered Trademarks (TM/®) are owned or licensed by Southwire Company.
Any other TM/®- Trademark or Registered Trademark of Southwire Company.